

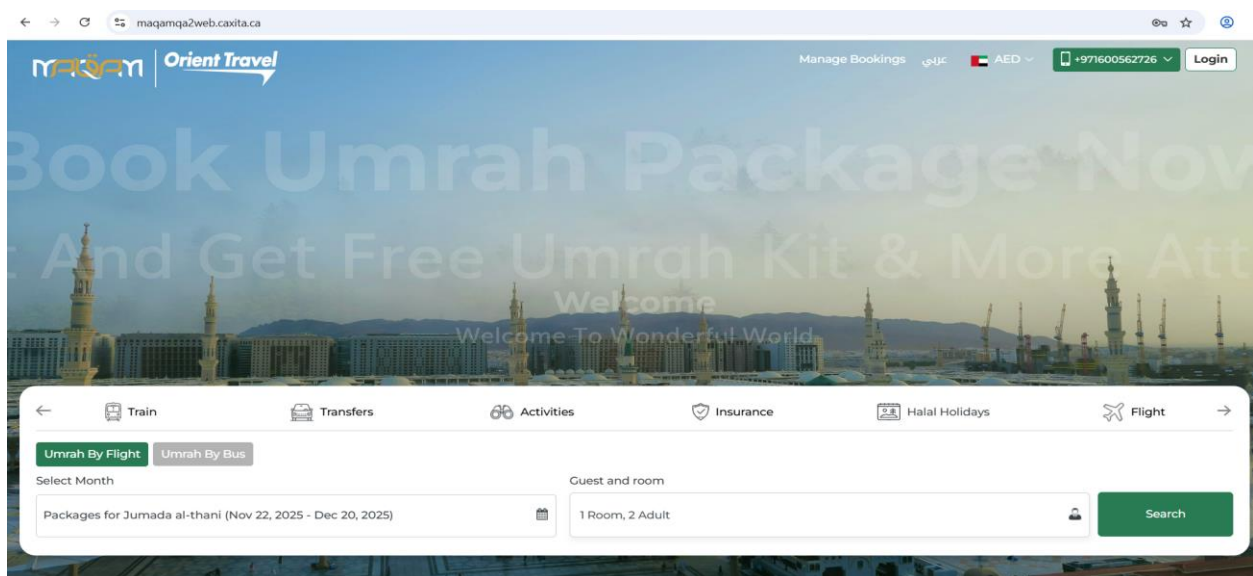
# Static Package Module

## Search-to-Ticketing Workflow Documentation

### Summary

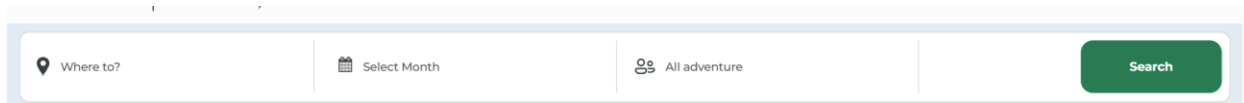
The Static Package Module is a pre-designed travel package booking system that allows users to search, select, and book complete travel packages with fixed itineraries. Unlike dynamic packages where users build their own trips, static packages come with predetermined flights, hotels, transfers, and activities bundled together at a fixed price.

### 1. Search Flow



The screenshot shows the Orient Travel website interface. At the top, there's a navigation bar with the logo, 'Manage Bookings', a language selector (Arabic), a currency selector (AED), a phone number (+971600562726), and a 'Login' button. Below the navigation bar is a large banner with the text 'Book Umrah Package Now' and 'And Get Free Umrah Kit & More Att'. The main content area features a horizontal menu with icons for Train, Transfers, Activities, Insurance, Halal Holidays, and Flight. The 'Halal Holidays' section is currently selected. Below the menu, there are two tabs: 'Umrah By Flight' (active) and 'Umrah By Bus'. The search bar is divided into two sections: 'Select Month' and 'Guest and room'. The 'Select Month' section shows 'Packages for Jumada al-thani (Nov 22, 2025 - Dec 20, 2025)'. The 'Guest and room' section shows '1 Room, 2 Adult'. A green 'Search' button is located at the bottom right of the search bar.

1. User opens the website homepage.
2. Navigate to **Halal Holidays** section.
3. User sees the search bar with three main fields:



The diagram illustrates the search bar layout, which is divided into four main sections. The first section is labeled 'Where to?' and contains a location pin icon. The second section is labeled 'Select Month' and contains a calendar icon. The third section is labeled 'All adventure' and contains a group of people icon. The fourth section is a green button labeled 'Search'.

### Field 1: Where to? (Destination)

- Location icon displayed
- Dropdown or text input field
- User selects or types destination
- Example: Makkah, Madinah, or package destination

### Field 2: Select Month (Travel Date)

- Calendar icon displayed
- Month picker dropdown
- User selects departure month
- Shows available months for packages

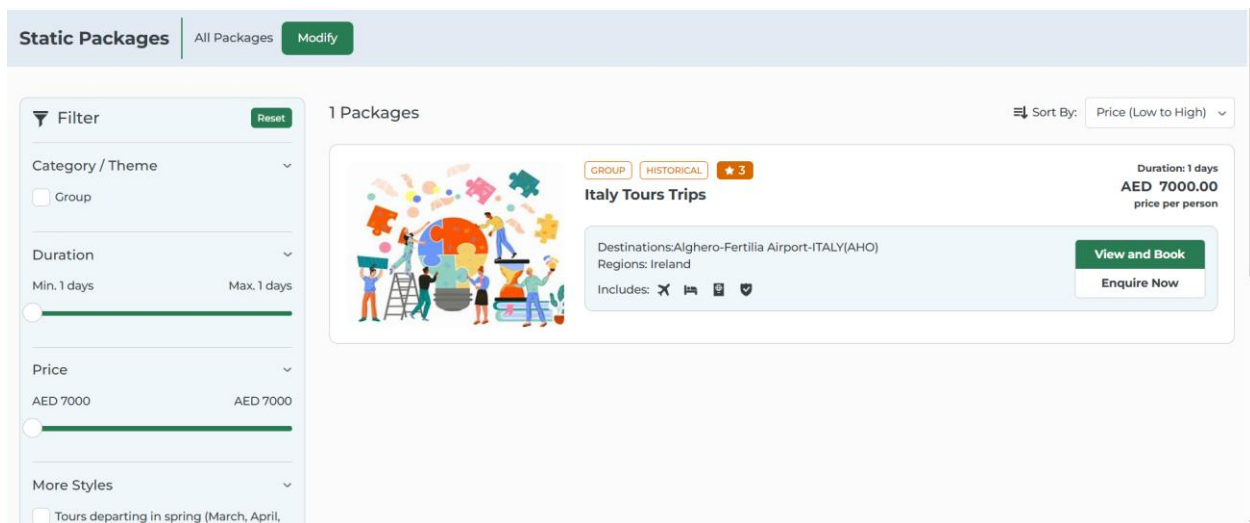
### Field 3: All adventure (Package Category)

- People/group icon displayed
- Category dropdown selector
- User selects package type:
  - All adventure (shows all categories)
  - Historical (heritage and cultural sites)
  - Festival and Events (celebration and event packages)
  - Hiking and Trekking(adventure and trekking packages)
  - Other available categories

### Search Button

- Green button on the right side
  - Label: "Search"
  - Triggers the search query
5. User clicks **Search** button.

## 2.Package Selection → Package Details Page



- "All Packages" tab (shows current search results)
- "Modify" button (green) - allows user to change search criteria

### Filters

- Filter icon with "Reset" button
- Category / Theme
  - Group checkbox
  - Historical checkbox
  - Other category options
- Duration slider (Min to Max days)
- Price range slider (shows in selected currency)

- More Styles section for additional filters

## Results

- Package count (e.g., "1 Packages")
- Sort By dropdown (Price Low to High, Price High to Low, Duration, Rating)

## Each package card shows

- Package image
- Category badges (GROUP, HISTORICAL, etc.)
- Star rating
- Package name
- Duration in days
- Price per person
- Destination name
- Region name
- Includes icons (flight, hotel, transfer, insurance)
- "View and Book" button
- "Enquire Now" button

## 3. Package Selection

User can interact with the results in different ways.

### Filter Options

User can refine results using:

- Category checkboxes
- Duration range slider
- Price range slider
- Style preferences

- Reset button to clear all filters

## Sorting Options

User can sort packages by:

- Price (Low to High)
- Price (High to Low)
- Duration
- Rating

### View and Book

- Clicking this takes user to package details page

## Enquire Now

- User clicks **"Enquire Now"** button on package card
- Modal window opens with enquiry form

- **Form Fields**

- **Title** - Dropdown (Mr./Mrs./Ms.) - Required
- **First Name** - Text input - Required
- **Last Name** - Text input - Required
- **Phone Number** - Country code dropdown + number input - Required
- **Email ID** - Email input - Required
- **Package Name** - Auto-filled, read-only
- **Nationality** - Country dropdown - Required
- **Country of Residence** - Country dropdown - Optional
- **Date of Travel** - Date picker - Optional
- **Number of Passengers** - Dropdown (Adults/Children/Infants) - Required
- **Comments** - Text area - Optional

### Submit Button ("Enquiry")

- Validates required fields
- Submits form
- Shows success message
- Sends confirmation email

## Close Button (X)

- Closes modal without submitting

## 4.Package Details Page (View and Book)



When user clicks "**View and Book**", they are taken to a comprehensive package details page.

### Page Header

- **Package Title:** Displays package name
- **Breadcrumb Navigation:** Home > Static Packages > [Package Name]
- **Back to result** button (top right): Returns to search results





Shows package overview with:

The package opens with a large banner image of the destination. Below it, there are smaller thumbnail images that users can click to see more photos of the trip.

- Large hero image/banner showcasing the destination
- Image gallery thumbnails below (clickable for full view)
- Package highlights displayed prominently

## Tour Includes Section

Visual icons showing what's included:

-  **Flight:** Flight tickets included
-  **Hotel:** Accommodation included
-  **Visa:** Visa assistance included
-  **Insurance:** Travel insurance included

## Package Information Display

- **Destinations:** Lists all destinations
- **Depart City:** Shows departure location
- **Regions:** Geographic region covered
- **Starts from:** Price display in selected currency

## Action Buttons Section

- **Share** button with icon: Allows sharing package via social media/email
- **Download PDF Brochure** button: Downloads detailed package brochure for offline viewing

## Package Highlights

Plan Your Adventure:
Share
Download PDF Brochure

Please Select Date For Package
Please select a date

Room Type
Choose Room Type

No. of Rooms
Choose no. of rooms

**Highlights**

- ✓ Delve into culture and learn cooking tricks in typical Sicilian family trattoria
- ✓ Discover the very best of Sicily through its rich cuisine and colourful street food
- ✓ Taste the best Sicilian wines and learn the secrets of how it is produced

**Overview** Inclusions Exclusions Cancellation

-Discover Sicilian culture through its rich cuisine and colorful streetfood. -Taste the best Sicilian wines and learn the secrets of its producing. -Visit farmhouses to find organic local products: olives, cheeses, tomatoes and more. -Learn cooking tricks in typical Sicilian family trattoria. -Get an authentic lifestyle experience and feel like you've lived in Sicily the whole life.

**Price Breakdown**
Select the number of travellers and assign accomodation to display the price.

This section uses checkmarks to list the best parts of the trip. These give users a quick sense of what makes this package special.

## Detailed Information Tabs

The page uses tabs to organize detailed information without cluttering the screen:

**Overview:** The default view. Contains the full package description, what travelers will experience, and why this trip is worth taking. Written in a storytelling format to help users imagine their journey.

**Inclusions:** A clear list of what's covered in the package price - flights, hotels, meals, transfers, activities, guides, and entry tickets.

**Exclusions:** Upfront about what costs extra - personal expenses, optional activities, tips, and anything else not covered.

**Cancellation:** The cancellation policy is spelled out here - refund terms, cancellation charges, and any conditions users should know about.


## Day-by-Day Itinerary



**Itinerary**


Upon arrival at Catania airport be greeted by your driver, who will bring you to your charming hotel in Taormina. After some relaxation, meet Your Local Licensed Guide in the city centre and take an easy walk in Taormina city center with your local guide. Discover the main attractions of the town, its soul and lifestyle, the best outdoor places for traditional pastries, ice cream, coffee, for food and handicraft shopping and anything else that might be interesting for you. Pass the most important monuments and highlights of Taormina listening the stories of your guide. Have three foodie stops. First will be in seafood restaurant, second in typical bottega for cheeses, salumi, bread, olives and wine tasting. And second in small pastry bar for tasting of typical sicilian sweets and liquors. After tour enjoy free evening in sparkling Taormina. Overnight in Taormina

• Day 1 **Day one**



 **Want to read it later?**  
Download this tour's PDF brochure and start tour planning offline

[Download Brochure](#)

**✈ Your Flight** Baggage: 23 kg

 aegean air-(A3)	<b>4:00</b> Kuwait-Kuwait Intl- KUWAIT(KWI)	4:00	<b>8:00</b> Dubai-Dubai Intl Airport- UNITED ARAB EMIRATES(DXB)
------------------------------------------------------------------------------------------------------	---------------------------------------------------	------	--------------------------------------------------------------------------

**🏨 Your Hotel**

  CASA VANNY,ARCO , ITALY

The itinerary breaks down what happens each day of the trip. Each day is listed (Day 1, Day 2, etc.) and can be expanded to read the full description.

For example, Day 1 might explain: "Upon arrival at Catania airport be greeted by your driver, who will bring you to your charming hotel in Taormina. After some relaxation, meet Your Local Licensed Guide..."

This helps travelers understand exactly what to expect and how their days will unfold.

## Flight Information

The flight details section shows:

- Airline name and logo
- Departure time and airport
- Arrival time and airport
- Flight duration (shown visually with a timeline and plane icon)
- Baggage allowance

## Hotel Information

Shows where travelers will stay:

- 2-3 photos of the hotel (exterior view and room interior)

- Hotel name and exact location
- Users can click the images to see them larger

### **Download Brochure Box**

A highlighted section with an icon asks: "Want to read it later?" Explains that users can download the PDF brochure to plan offline. Green "Download Brochure" button makes it easy to save.